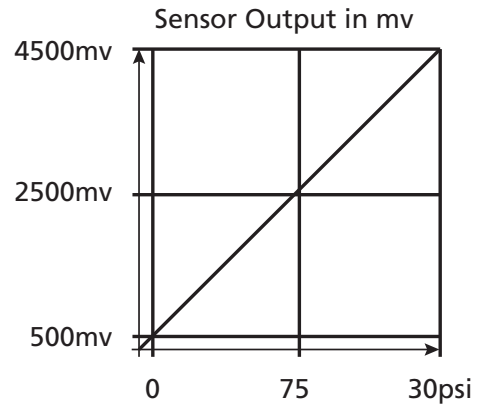


# 30 PSI PRESSURE SENSOR OPS-508

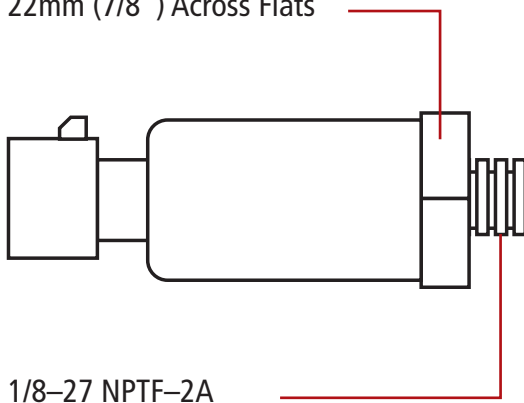


## CALIBRATION

0 Psi = 0.5v  
30 Psi = 4.5v



22mm (7/8") Across Flats



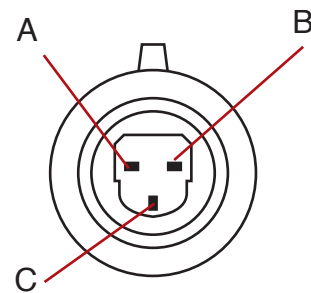
1/8-27 NPTF-2A



Part No. OPS-508

## WIRING LOOKING INTO SENSOR

PIN	Description
A	Sensor Ground
B	5 Volts
C	Signal



## CONNECTOR KIT

CPS-010



Push wire through connector. Crimp on terminal.  
Pull wire / terminal back into connector.

