

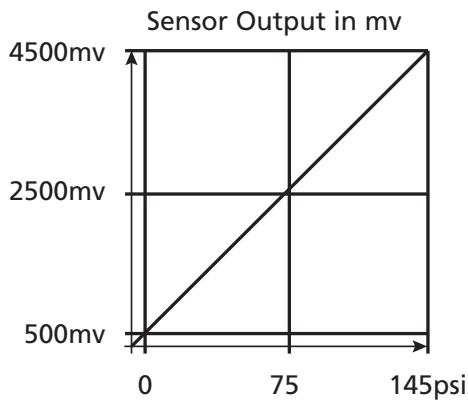
MOTORSPORT SENSOR 145 PSI (10 BAR) OPS-507



Designed for fluids such as Fuel & Oil. Can also be used for Wastegate Pressure and in CO2 Systems. Raceworks recommended these sensors are not be mounted directly into the fuel rail or engine block; rather are remotely mounted and connected via a flexible hose. If required, use Pressure Sensor Extension Hose RWM-005.

CALIBRATION

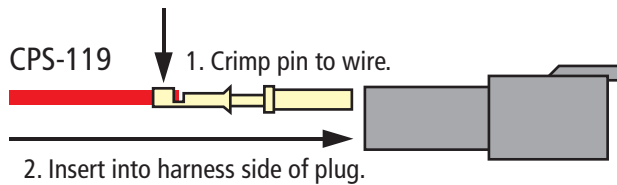
0 Psi G = 0.500v
145 Psi G = 4.500v



WIRING DETAILS

PIN	Description
1	Sensor Ground
2	Signal
3	+5V

CONNECTOR KIT

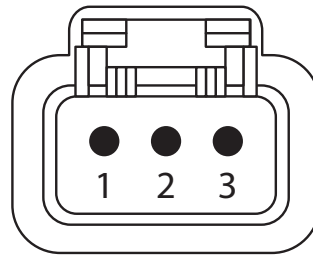


Use tool RWT-005 to crimp the pins.

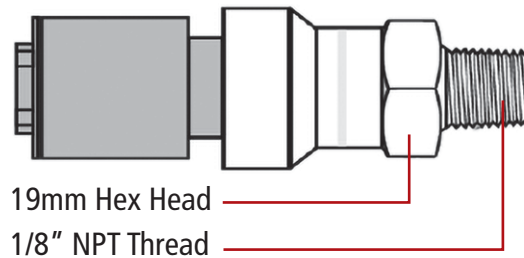


SPECIFICATIONS

- Premium Compact Sensor with Stainless Steel Body
- 0-5 Volt, 1/8" NPT, Inc Plug & Pins



Looking into the back of the connector or sensor



Connector Kit included.
Replacement Connector is CPS-119

