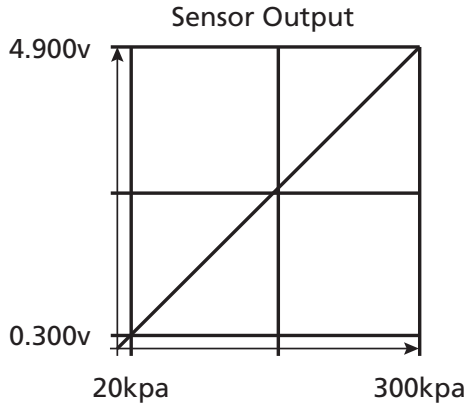


MOTORSPORT MAP SENSOR 3 BAR MAP-170



CALIBRATION

20kpa Absolute = 0.300v
300kpa Absolute = 4.900v



SPECIFICATIONS


- 5mm Barb. Supported boost level 29psi
- Includes plug and pins



Part No. MAP-170

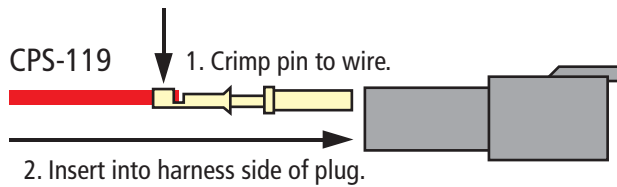
WIRING DETAILS

PIN	Description
1	GND
2	Signal OUT
3	+5 Vdc



Harness Side View

CONNECTOR KIT



Use tool RWT-005 to crimp the pins.



Connector Kit included.
Replacement Connector
is CPS-119

